

EPCOS Sample Kit 2020

SMT Isolated Transformers

E10 EM Series – B78307A*A003

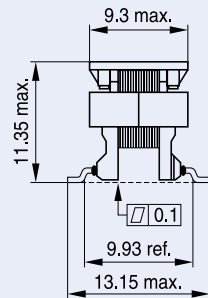
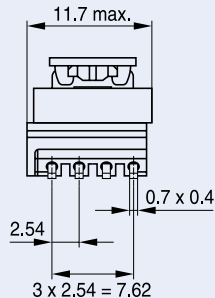


Auxiliary Gate Drive Transformer – E10 EM Series (SMT)

Turns ratio	Np : Ns	1 : 1.08	1 : 0.76	1 : 3.67	1 : 4
L _{min}	μH	100	100	10	2
C _p N1/N2	pF	9	9	6	4
Ordering code	B78307*	*A2276A003	*A9741A003	*A2385A003	*A2338A003

Technical data

- All values measured at +25 °C ambient temperature
- Frequency range: 100 ... 500 kHz (typ.)
- Operating temperature range: -40 ... +150 °C
- Basic insulation, working voltage 500 V RMS
- Reinforced insulation, working voltage 300 V RMS
- High voltage test AC N1/N2: 3000 V AC (50 Hz, 1 s)
- Partial discharge inception voltage N1/N2: >900 V peak (type test)
- Partial discharge extinction voltage N1/N2: >700 V peak (type test)
- Creepage distance N1/N2: >6 mm; cumulative, core floating
- Clearance distance N1/N2: >5.5 mm; cumulative, core floating
- Tape and reel packing: 32 mm blister tape, 380 mm reel
- Packing units: 280 pcs./reel



P100403
T_R 1 : 1.08

P301519
T_R 1 : 0.76

P300992
T_R 1 : 3.67



P100878
T_R 1 : 4

B78307A2276A003

B78307A9741A003

B78307A2385A003

B78307A2338A003



Important information: It is incumbent on the customer to check and decide whether a product is suitable for use in a particular application. Our products are described in detail in our data sheets. Our *Important notes* and the product-specific *Cautions and warnings* must be observed. All relevant information is available through our sales offices.